

F-18

## Cappiello, Diane

---

**From:** Lishak, Noreen  
**Sent:** Thursday, March 10, 2016 2:42 PM  
**To:** Cappiello, Diane  
**Subject:** FW: Whole Foods Grant

This goes with what I just sent u

*Noreen Lishak, Ed.D.*

Assistant Superintendent of Schools  
Ph: (908)851-3020

---

**From:** Pielech, Diana  
**Sent:** Wednesday, March 09, 2016 11:29 AM  
**To:** Lishak, Noreen  
**Cc:** Salvatore, Ray  
**Subject:** Whole Foods Grant

Dear Dr. Lishak,

Burnet Middle School has been awarded \$2,000 from the Whole Foods Kids Foundation Grant. This grant was applied for last year in regards to an email you had sent out to the Township of Union Schools. In late August, I received notification that Burnet Middle School had been selected as a grant winner. With this grant / donation money, I hope to do the following:

My purpose is to create an outdoor classroom that will provide gardens, observation centers, insect shelters, weather instruments and an outdoor area to learn. Students will be able to leave their textbooks behind and use this outdoor classroom to discover things hands on using project based instruction.

An excellent use for the grant money would go to create an herb and vegetable garden. In our courtyard, there are two unkempt flower beds that would be perfect for a garden. I would like to start a program promoting agriculture, healthy food and gardening. Funds will be utilized to create new vegetable gardens in five 8 feet by 4 foot garden boxes. Horticulture material and educational material will also be needed to promote this "farm fresh" club.

The students will learn to appreciate their ability to grow and enjoy the produce they have cultivated and cared for over time. Collaborating with the multiply disabled life skills course we will incorporate the herbs and vegetables in their weekly cooking recipes, which allows the students to follow the progress of their gardening creations and encourage healthy nutritional choices in the future. Students will be hands on when creating the garden and will be able to participate in the entire process.

Thank you for the information regarding the grant. We look forward to putting our plan into action. We hope to fix the courtyard, build new educational experience and allow our students to be hands on in this learning opportunity.

Thanks for your time,

Diana Pielech

Microsoft Outlook Web App

Type here to search. Entire Mailbox

Options Sign out

- Mail
- Calendar
- Contacts
- Deleted Items (395)
- Drafts [2]
- Inbox
- Junk E-Mail [12]
- Sent Items
- Click to view all folders
- Blood-Borne Pathogen Qui...
- Manage Folders...

Reply Reply All Forward Junk Close

### Whole Kids Foundation USA-School Garden Grant 2015: Application Submitted for Burnet Middle School

Whole Kids Foundation [gardens@gdg.do] on behalf of Whole Kids Foundation [gardens@wholekidsfoundation.org]

To help protect your privacy, some content in this message has been blocked. If you're sure this message is from a trusted sender and you want to re-enable the blocked features, click here.

Sent: Friday, October 31, 2014 12:51 PM

To: Koby, Donna

Dear Donna Koby,

Thank you for submitting your application for a Whole Kids Foundation School Garden Grant!

You have successfully completed this application process and we will now work to review it. All applicants, regardless of our decision, will be notified in March 2015.

Thank you for all that you do to garden with your kids!

Love and Veggies,

The Whole Kids Foundation and FoodCorps Team

*file*  
*Grant* → *WHOLE FOODS*  
*SEAN/KOBY*  
*Thanks*  
*Sean*

## Request | View

**Burnet Middle School** (<https://www.gdg.do/prod1/portal/portal.jsp?c=1319602&p=6258602&g=6258640&id=10641048>)

(<https://www.gdg.do/prod1/portal/portal.jsp?c=1319602&p=6258602&g=6854246&id=0>)

The "Narrative Questions" section is broken into six different categories. In order to move onto the next category, you must complete and save all required fields. You can, however, move in between the "Narrative Questions" section and other sections.

**Tell us about the School Garden!**

**1. Tell us about your garden's goal and what will this grant make possible for your school and community? (Please note that if you receive a grant, we will share this information on our map of all recipients). [1000 characters]**

There are many nutritional and wellness improvements needed in our lower socioeconomic school located in Union N.J. I feel very strongly about promoting healthy nutritional foods and advocating for an increase in physical activities. I have followed the weights and BMI's of the children in the free and reduced lunch program. Sadly, almost 30% were considered obese and 39% were plotted as overweight. These children can clearly benefit from changes in their daily food choices and physical activities. An excellent use for the grant money would go to create an herb and vegetable garden. In our courtyard, there are two unkempt flower beds that would be perfect for a garden. I would like to start a program promoting agriculture, healthy food and gardening. Funds will be utilized to create a new vegetable garden in the two 10 feet by 5 foot gardens. Horticulture material and educational material will also be needed to promote this "farm fresh" club. The students will learn to appreciate their ability to grow and enjoy the produce they have cultivated and cared for over time. Collaborating with the multiply disabled life skills course we will incorporate the herbs and vegetables in their weekly cooking recipes, which allows the students to follow the progress of their gardening creations and encourage healthy nutritional choices in the future. My purpose is to create an outdoor classroom that will provide gardens, observation centers, insect shelters, weather instruments and an outdoor area to learn. Students will be able to leave their textbooks behind and use this outdoor classroom to discover things hands on using project based instruction. This outdoor classroom will be located in the current courtyard at Burnet. Old boxes will be removed, trees will be removed, and newly updated, safe, gardens will be put in their places. This grant will help create an outdoor classroom that will consist of two gardens. The gardens will provide an area where plants can be grown and observed. Community Based Instruction students will design and care for the gardens for forty to eighty minutes a week from September to June. They will learn the process of growing and caring for plants. Students will be able to utilize this area as a positive learning experience. It can be used in so many ways, however it will be the projects' construction and maintenance that will teach students about community, respect, responsibility and leadership. It will provide my CBI class the opportunity to learn how to care for an outside grounds project, how to work to develop and build a project as well as how to take pride in the appearance of their garden. Students will then use the crops grown in their weekly cooking recipes and menu's at home.

2. Is this a new or existing garden? New
3. We seek to support school gardens located on a school's campus because we feel this has best success for full integration. Is your school garden located on school campus? Yes
- If no, where is it located?
5. Describe the type of garden. Raised Bed - On asphalt/Concrete
6. If Other, please explain.
7. Our School Garden Grant supports school gardens that grow edible plants only. What type of edible plants do you plan to or already grow? Vegetables|Herbs
8. Have you or do you plan to test the garden for contaminants? Please select N/A if you are utilizing impermeable raised beds and soil testing is not necessary. No
9. Do you or will you have access to water for your garden? Yes
10. Do you currently have tools and a safe place to store them? Yes
11. What will you do with the food you grow? Please check all that apply. Classroom Education|Classroom taste tests or cooking|Children will take home

### Who supports the School Garden?

The Garden Coordinator is the individual who is spearheading the Garden Project, i.e. parent, teacher, student, community member, etc.).

**12. Garden Coordinator's First Name:** Diana

**13. Garden Coordinator's Last Name** Schraer

**14. Garden Coordinator Email** dschraer@twpunionschools.org

**15. Will there be a person or persons working with the school garden who has gardening experience (e.g. a master gardener or experienced volunteer)?** No

**16. Tell us about the gardening knowledge of the Garden Coordinator or of other individual's involved. If limited, what is your action plan to learn more? [500 characters]**

Diana Schraer is the community based instruction teacher. She has cared for our gardens in the past. Her class cares for the gardens weekly. In the past her class has been in charge of watering, weeding, and landscaping the raised beds in our courtyard. After Hurricane Sandy these beds were destroyed and removed. Diana Schraer is willing to learn and grow in the area of maintain our gardens. She has reached out to the custodian staff and grounds crew at Union Township for help and guidance.

**17. Has anyone involved in the garden ever attended a School Garden training? Examples of this include the Edible Schoolyard Academy, Growing Gardens garden coordinator certificate program, or Shelburne Farms educator workshops.** No

**18. If yes, which training did you attend? [250 characters]**

**19. If no one at your school has attended a school garden training, please share the reasons why:**

Didn't know of school garden trainings



**20. Would anyone at your school be interested in attending a school garden training?**

Yes

**21. Approximately how many volunteers have you secured for the upkeep and operation of the school garden?**

4

**22. Please tell us about the ways in which the garden will be sustained over time, including how programming and/or maintenance will be kept up through the summer months and vacation days. [750 characters]**

Community Based Instruction students will design and care for the gardens daily from September to June. They will learn the process of growing and caring for plants. Students will be able to utilize this area as a positive learning experience. Student's will care for the garden and learn the responsibility needed to take care of plants. Students will be in charge of weeding, watering, planting and maintaining the garden. In the summer Diana hoped to incorporate caring for our garden into her summer program. She has also volunteered to come back one time a week in the summer to care for the garden. She hopes to harvest the garden weekly and use the crops in her cooking curriculum.

**23. In what ways will you engage your extended community? This includes parents and families, other teachers or staff. [1000 characters]**

We hope to announce our grant on the school website. We hope to invite members of our community to our grand opening of our school garden. We will encourage all teachers and staff to become involved in our garden and help watch the transformation of the courtyard into a beautiful garden. We want to include the board of education as well as our local newspapers to show the before and after product of our school garden. This grant will help us transform our courtyard as well as provide a better working place for our CBI students. We have the support of our principal, teachers and staff and assistant superintendent who will all help us spread the positive word about our garden and the grant if we receive it.

**24. How will you share your garden's story with the press and the public?**

Press release|Newsletter Blog|Website

**How will the garden be integrated into the school community?**

- 25. How many students will be involved with the garden?** 20
- 26. How many classrooms will be involved with the garden?** 2
- 27. How often do the students visit the school garden? Please include the frequency, such as twice per week or 5 times a month. [250 characters]** Students will visit the garden on a daily basis. Students will be in charge of watering, weeding, planting and maintaining the garden as part of the CBI program.
- 28. When the students visit the garden, how long do they stay? [250 characters]** Student's will spend at least twenty minutes a day working and maintaining the garden. Students will pick the crops grown and use them on a weekly basis in their recipes for cooking.
- 29. Tell us about the primary ways children will engage with this garden. This could include, but is not limited to, garden upkeep, nutrition-associated education, field trips, after school activities, tasting/cooking demonstrations, or garden clubs: [750 characters]** This outdoor classroom will be located in the current courtyard at Burnet. The purpose is to create an outdoor classroom that will provide gardens, observation centers, and an outdoor area to learn. Students will be able to leave their textbooks behind and use this outdoor classroom to discover things hands on using project based instruction. Student's will use vegetables and herbs from the garden in their CBI cooking program while cooking. Students will use the garden to learn about healthy choices and nutritional importance. Students will be able to learn many thing from this garden, it will provide an great opportunity for them to grown and learn along side of the garden.
- 30. How will you integrate the garden into your school's classroom curriculum?** English|Health and Nutrition|Math|Science
- 31. If you selected Art, detail how the garden will be integrated into this subject. [250 characters]**
- 32. If you selected English, detail how the garden will be integrated into this subject. [250 characters]** Students will be able to keep journals of the garden. Student's will keep a daily log of the start up, set up, maintenance an growth of the garden. Student's will then create a before and after poster of the garden and show their success.

**33. If you selected Health and Nutrition, detail how the garden will be integrated into this subject. [250 characters]**

The nurses office will be utilizing the bulletin boards to emphasize healthy eating habits. Our windows in the nurses office look out into the area where the garden will be so virtually that area will be on display.

**34. If you selected History, detail how the garden will be integrated into this subject. [250 characters]**

**35. If you selected Math, detail how the garden will be integrated into this subject. [250 characters]**

Student's calculated the budget for this project. After visiting Home Depot in April student's will be able to pick out our supplies needed and see the cost of supplies. Student's will be in charge of calculating how many seeds we need etc.

**36. If you selected Physical Education, detail how the garden will be integrated into this subject. [250 characters]**

**37. If you selected Science, detail how the garden will be integrated into this subject. [250 characters]**

Student's will learn about the growth of plants and vegetables. Students will learn the important components needed to help plants grow. Charts and diagrams will be utilized to emphasize the growth and inner workings of the horticulture experience.

**38. If you selected Social Studies, detail how the garden will be integrated into this subject. [250 characters]**

**39. If you selected Other, detail how the garden will be integrated into this subject. [250 characters]**

**40. How do you (or will you, if a new garden) measure the success of your school garden program? This could include, but is not limited to, the number of children involved, produce harvested, school staff or community involvement, etc. [750 characters]**

This garden will incorporate two classes, the multiply disabled class and autistic class. Due to the hands on work involved in creating, maintaining and harvesting this garden, I feel the garden will be a success no matter the outcome. This garden will allow students to learn from their mistakes and I believe a hands on experience is a great learning tool. If the crops grow and are able to be harvest we will know the garden is a complete success, if for some reason this does not happen we will learn from our mistakes an make changes to further our education.

**41. Tell us about any needs or challenges faced by your students, school, and/or your community that make your garden program especially important. This may include, but is not limited to financial needs, safety issues, health issues, community support, or regulation hurdles. [750 characters]**

Our classes are all special education with multiply disabled students. Our students are faced with physical and multiple disabilities however this will not stop us from our over all learning experience and success. This garden will allow our students to learn from a hands on approach. This garden grant will give our classes the opportunity to learn about gardens, the maintenance of gardens and about the crops that can be grown and used in our cooking. Overall this garden creates opportunity for our class to experience self accomplishments.

### School Garden Budget

**42. What is the total annual budget for the garden (whether existing or planned)? Please include all costs. We would like to know the whole picture, so this may be outside of what the Whole Kids Foundation funds would support. A general list of expenses and costs will suffice (labor, tools, curriculum materials, planting materials, etc.) Please note: Whole Kids Foundation grant funds may not be used for the following: real estate, travel costs, field trips, scholarship. [1000 characters]**

Budget Proposal – Box 1 & Box 2 (all supplies are doubled)  
 Soil - 20 Yards - \$20 per yard = \$400.00 Level Sand and  
 Crushed Stone - 6 Yards - \$ 23 dollars per yard = \$138.00  
 Water Hose - Apex- 2 @ \$35.97 = \$71.94 Faucet Timer - 1  
 \$29.97 Veranda 0.165 in. x 48 in. x 8 ft. Vinyl California  
 Redwood Diamond Classic - 10 @ \$26.00 = \$260.00 Lumber -  
 20 – 2 by 2 by 16 - \$35.96 - \$350.96 = \$701.92 Seeds - Home  
 Depot \$2.25 - 100 seed - \$225 Total: \$1854.88

**43. Then tell us how you would spend the Whole Kids Foundation grant funds of \$2,000, specifically. If same as above, state "Same". [1000 characters]**

SAME

## Community Partner Information

Each Garden Project must have the participation and support of a specific partner organization from the community (e.g. a nonprofit, a farm, a local business, a Whole Foods store, or a garden club) that brings added support and sustainability to the initiative. If applicable, the fiscal sponsor may be the community partner for this grant.

- |  |                             |
|--|-----------------------------|
| <b>44. What is the name of your Community Partner Organization?</b>  | Union Township Schools      |
| <b>45. Community Partner Contact-First Name</b>  | Noreen                      |
| <b>46. Community Partner Contact-Last Name</b>   | Lishak                      |
| <b>47. Community Partner Contact Phone Number</b>  | (908)851-3020               |
| <b>48. Community Partner Contact Email</b>   | nlishak@twpunionschools.org |
| <b>49. Community Partner Website: (If the organization does not have a website, please add the most applicable link that best represents their work such as a media article highlighting them)</b> | www.twpunionschools.com     |

**50. Tell us about the Community Partner and what they add to your project. [500 characters]**

Union Township is a nonprofit school district. We have ten schools in our district two of which are middle schools. The Township of Union Board of Education believes that every child is entitled to an education, designed to meet his or her individual needs, in an environment that is conducive to learning. State standards, federal and state mandates, and local goals or objectives, along with community input, must be reviewed and evaluated on a regular basis to ensure that an atmosphere of learning is both encouraged and implemented. Furthermore, any disruption to or interference with a healthy and safe educational environment must be addressed, corrected, or when necessary removed in order for the district to maintain the appropriate educational setting

The questions to follow are additional questions for our information purposes and are not used in the evaluation of your application. They help us know about other things you might be interested in.

### **Additional Grants and Programs**

We are developing our Honey Bee Grant program and would love to know if your school is interested!

**51. Does your school host a bee hive currently?** No

**52. If you do host a hive, please help us learn more! Describe how the bee hive is managed and how it is integrated into your school community. [750 characters]**

**53. If you do not host a hive, is your school interested in hosting a bee hive?** No

**54. If we were able to provide the support, what would be most helpful to a bee hive at your school?** Not Interested in Bee Hive Support

55. If you selected "Other" in the question above, please describe the support you need to host a bee hive at your school. [250 characters]

56. Please let us know if you are a recipient of the following school garden grants. If not, be sure to check out their great resources!:

57. Does your school have a Salad Bar in its cafeteria? No

58. If yes, did you receive it through the Whole Kids Foundation supported Let's Move Salad Bars to Schools?

59. If no, would you be interested in learning more about a Let's Move Salad Bars to Schools salad bar grant? Yes

60. What other wellness initiatives does your school have going on? [500 characters]

Our school is working with a nutritionist at Shop Rite as well as Horizon Blue Cross Blue Shield works with faculty and staff with nutrition.

### Volunteer Support

61. Would you be interested in being contacted for potential volunteer support by your local Whole Foods Market or other community members? Yes

### Grantor information

FoodCorps is a nationwide team of AmeriCorps leaders who serve schools in limited-resource communities, where they teach hands-on lessons about food and nutrition, build and tend school gardens, and help bring healthy food from local farms into the cafeteria.







**Heard of FoodCorps**

**63. Are you affiliated or working with a FoodCorps Service Member?** No

Whole Kids Foundation and FoodCorps both have newsletters that contain updates about how our work, and periodically includes tips and resources about school gardens, including educational and funding opportunities.

**64. Would you be interested in being added to our mailing list? Check off for each. By checking "yes," to the FoodCorps' newsletter, you agree to FoodCorps' Terms of Use, which can be found at [www.foodcorps.org](http://www.foodcorps.org).**

**Documentation**

Attachment Type	Document File
Principal's Signed Letter of Support	 wholefoods_0001.pdf (43 KB)
Garden Photos	 Burnet Garden 4.jpg (1547 KB)
Garden Photos	 Burne Garden 3.jpg (1443 KB)
Tax Verification Form	 tax exempt_0001.pdf (61 KB)
Garden Photos	 Burnet - Garden 1.jpg (1667 KB)
Garden Photos	 Burnet Garden 2.jpg (1575 KB)



**Extended Community Support**

**Extended Community Support**

**Organization**

**Contribution**

**Electronic Signature**

I confirm that everything included in this grant application is true and accurate to the best of my ability.

Donna Koby

© Whole Kids Foundation, 550 Bowie Street, Austin, TX, 78703