

State of the Schools

July 20, 2021

The First 90 Days

Scott Taylor's First 90 Days: Superintendent's Entry Plan

An instructional leader's first impressions will leave a lasting mark on all those vested in the best interests of the community's children. With this in mind, the following goals will frame the outcomes of my first 30, 60, and 90 days in the Township of Union Public School District. The action plans that support each goal are presented in sequential order to show the gradual implementation of each step through the first 90 days of entry.

Goal 1: The Township of Union community's stakeholders and I will develop a mutually trusting relationship with the superintendent.

Days 1-30	Days 31-60	Days 61-90
1. Meet the district's leadership team Visit district and facilitate lunch meeting with leadership team	1. Hold first leadership <u>team work</u> meetings Whole-group and, separately, central office leadership team meetings with a focus on collaboratively establishing expectations and continuing preparation for summer and 2021-2022	1. Continue leadership team meetings with 12-month team in small-group and whole-group format

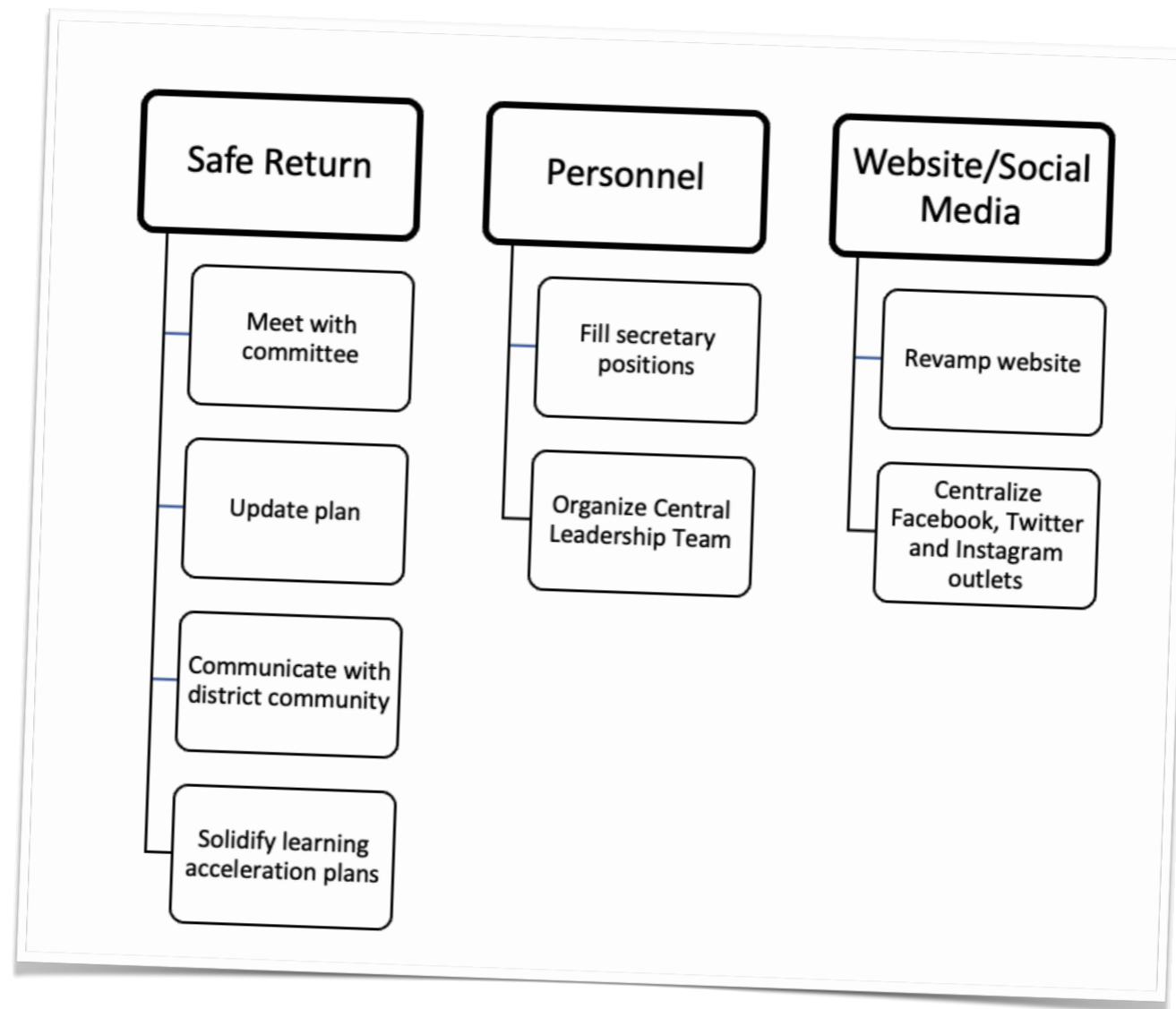
The First 90 Days

People love Union

There are a lot of great things happening in
different schools around the district

We have all the makings to be a
world class school district

The First 90 Days



Strategic Planning

Target date for implementation- January 3, 2022

Involve anyone in the township interested

Township of Union School District
Strategic Plan Steering Committee

Strategic Planning



Summer Programs

Battle Hill Elementary School
Coordinators: Alison Brehm, Jaclyn Vincent

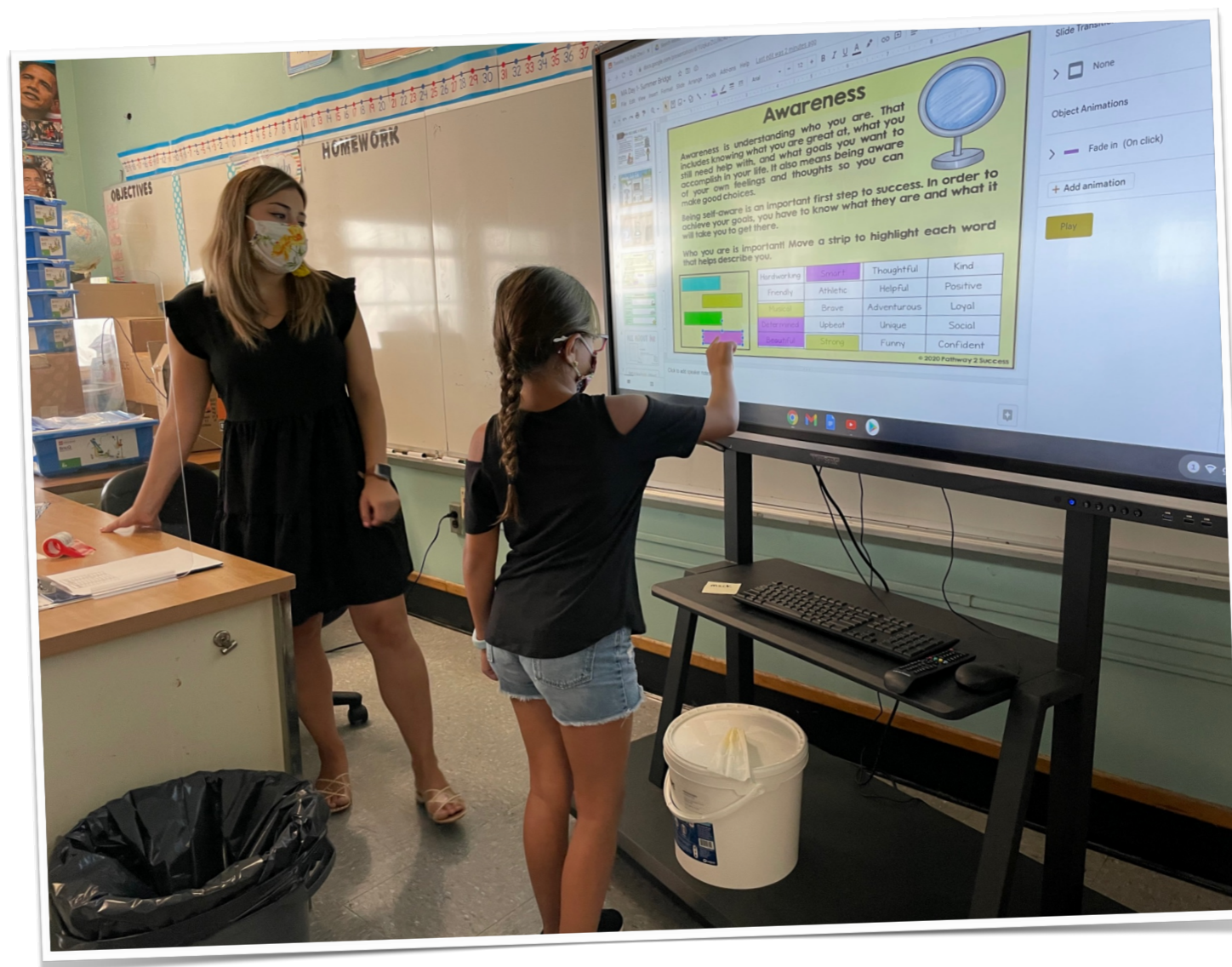
Program Name	Location	Dates	Days	Student Times
For Incoming 3rd & 4th Graders Summer Bridge: The Summer Bridge to Accelerate Learning program includes enrichment opportunities for students to support their social, emotional, and academic development. Students who attend can expect to be engaged in project-based learning activities in ELA (English Language Arts), Mathematics, and STEM (Science, Technology, Engineering, and Mathematics). Students will work collaboratively using creativity and problem-solving skills to engage with tasks designed to engage students in foundational prerequisite skills needed for success at the next grade level. The goal of the program is to build on what students already know as a way to engage with new learning and to provide instruction in academic prerequisite skills that help students be more successful in their next grade level.	BHES	7/6-7/29	M T W Th	9:00-12:30

tinyurl.com/tupssummer2021

Summer Programs



Summer Programs



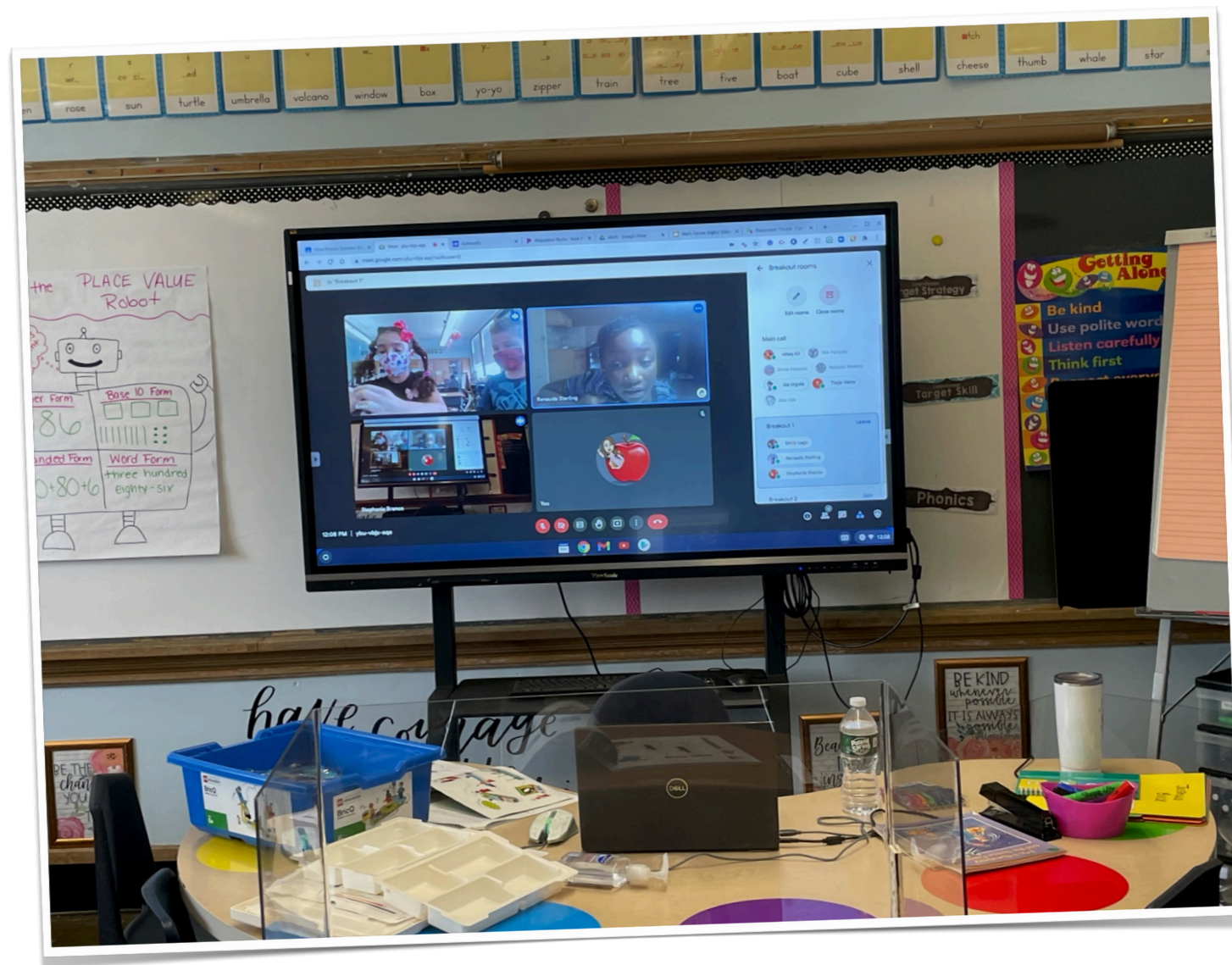
Summer Programs



Summer Programs



Summer Programs



Summer Programs

Program	Enrollment	White	Black	Hispanic	Asian	Special Education	ELL
ESY	206	50	103	34	12	206	6
SWAG Program	120	21	73	27	8	16	0
Back on Track	76	8	40	18	7	9	5
Bridge to Accelerate Learning	146	36	67	38	22	31	2
Elementary Bridge to Accelerate	143	49	64	33	17	16	9

Summer Programs

Program	Enrollment	White	Black	Hispanic	Asian	Special Education	ELL
Summer Ed-Venture	50	15	16	13	6	8	6
UHS Credit Recovery	213	39	116	51	7	9	28
UHS Advancement	50	9	26	9	6	3	1
UHS Transition	121	27	56	26	11	30	3
UHS AP Biology Boot Camp	10	5	5	0	2	1	0
Summer Jumpstart	68	42	42	5	6	3	4

Safe Return to School

School Reopening Task Force 2021-2022

“Internal” stakeholders
meeting on Friday July 23

Community survey and
additional stakeholder input

Bi-weekly School
Messenger updates

Compliance Reporting HIB and SSDS

July 20, 2021

HIB Report

June 2021- one case inconclusive

General 2020-2021 analysis

/"Hot spots" eliminated
(recess, cafeteria, passing
classes, before or after-school,
locker rooms, cafeterias,
bathrooms)

|
Students with potential
conflict separated

\ Need for meaningful
connections created
positive environments;
positive peer interactions
were fostered and
encouraged

**Student Safety Data System (SSDS)
Report- Period 2 (January-June, 2021)**

Violence	Vandalism	Substances	Weapons	Confirmed HIB
1 (high school)	0	0	0	2 (high school, Kawameeh)

Student Safety Data System (SSDS) 2019-2020/2020-2021 Comparison

2019-2020	Violence	Vandalism	Substances	Weapons	Confirmed HIB
	79	6	22	5	19
2020-2021	Violence	Vandalism	Substances	Weapons	Confirmed HIB
	1	0	0	0	4

State of the Schools

Compliance Reporting HIB and SSDS
